

James Harriman – Input List (Trio Set)

1.	Kick			Finlay Bradley	
2.	Snare			Finlay Bradley	
3.	Hi Octo-Tom Rack (x2)	Condenser Mic Ideal	Mic Below Two Toms	Finlay Bradley	Headline Shows Only
4.	Hi Rack Tom		Mic Above	Finlay Bradley	
5.	Low Rack Tom		Mic Above	Finlay Bradley	
6.	Floor Tom		Mic Above	Finlay Bradley	
7.	Low Floor Tom	Can Use Same Mic As Floor Tom If Needed	Mic Above		Headline Shows Only
8.	Hat			Finlay Bradley	
9.	OH L			Finlay Bradley	Needed IEM Mix
10.	OH R			Finlay Bradley	Needed IEM Mix
11.	Bass (Amped)	DI or Mic		Ellis Tucker	
12.	Acoustic Guitar/ Bouzouki	DI (XLR Output)	DI On Pedalboard Use Separate Channels If Enough Are Available	James Harriman	
13.	Electric Guitar		Fender Amp Preferred, We Can Provide If Needed	James Harriman	
14.	Lead Vox	SM 58	Singer	James Harriman	
15.	Backing Vox	SM 58	Bass Player	Ellis Tucker	
16.	Backing Vox	SM 58	Drummer	Finlay Bradley	
17.	Looper/Sampler	DI		James Harriman	
18.	Room Mic	(Venue Choice)	For IEM Mix (No Front Of House)		Needed For IEM Mix

Output/Monitor List (Band)

1	In Ear Monitors 1 (Provided By Us)	For James – High - Lead Vox, Bass, Acoustic Mid – Electric Guitar, Backing Vox, Kick, Snare Low – Drum Overheads, Room Mic	For Most Gigs James Will Use An IEM System
2	On Stage Monitor (Front Centre/Stage Left) (Provided By Venue)	Second Mix For James – High - Lead Vox, Bass, Acoustic Guitar/Zouk Mid – Electric Guitar, Backing Vox	Second Mix Will Be Used James Takes IEM Out During Gig / If IEM System Fails
3	On Stage Monitor (Right) (Provided By Venue)	For Ellis – High - Bass, Acoustic Guitar/Zouk, Bass Backing Vox Mid - Lead Vox, Electric Guitar	
4	In Ear Monitors 2 (Provided By Us)	For Finlay – High – Kick, Snare, Bass, Acoustic Guitar/Zouk, Lead Vox, Backing Vox Mid - Electric Guitar, Toms Low – Room Mic, Drum Overheads	For Most Gigs Finlay Will Use An IEM System
5	On Stage Monitor (Drums) (Provided By Venue)	For Finlay – High – Kick, Snare, Bass, Acoustic Guitar/Zouk, Lead Vox, Backing Vox Mid - Electric Guitar, Toms	To Be Used If Finlay Isn't Using IEM's

Artist Rider, Dressing Room and Other Important Details –

In The Event Of Wet Weather Conditions James' Pedalboard MUST Be Out Of Range Of Any Rain

Please ensure when possible that a boom mic stand is used and is positioned on the left side of the pedalboard, extended close to the centre of the pedalboard.

The band will need a space such as a dressing room to change into their stage clothes before they perform. Ideally this should have somewhere where members can also have some individual privacy when changing.

James requires a bottle of water to be placed on the right side of his pedalboard before performing. When possible, James would like a glass of white wine to be placed nearby to drink during his set. Ellis requires a bottle of water to be placed by the bass amp before performing.

If food is provided for us, we currently have no dietary requirements. However, this may change, as we may have session musicians that differ from gig to gig, so please be sure to check this information with us before the event.

If an Artist Rider is agreed with the promoter we request:

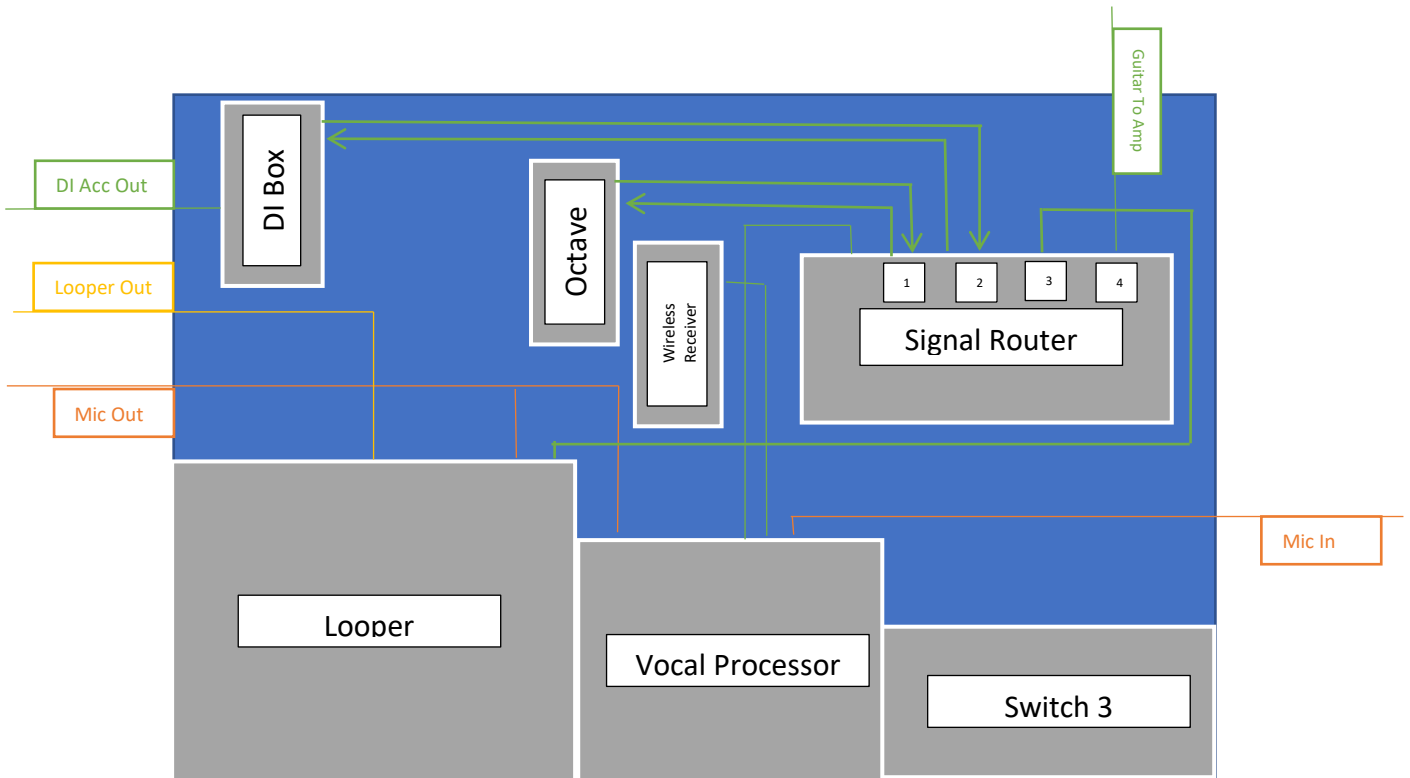
Full Band (3 Piece) – **4-6** Cans of Thatcher's Cider, **2-6** Cans Of Red Stripe, **At Least 3** Bottles Of Water. This rider is to be placed in the dressing room, or backstage in the case of festivals.

These drinks requirements are a guide, and we are happy to work with you on finalising the details closer to the date.

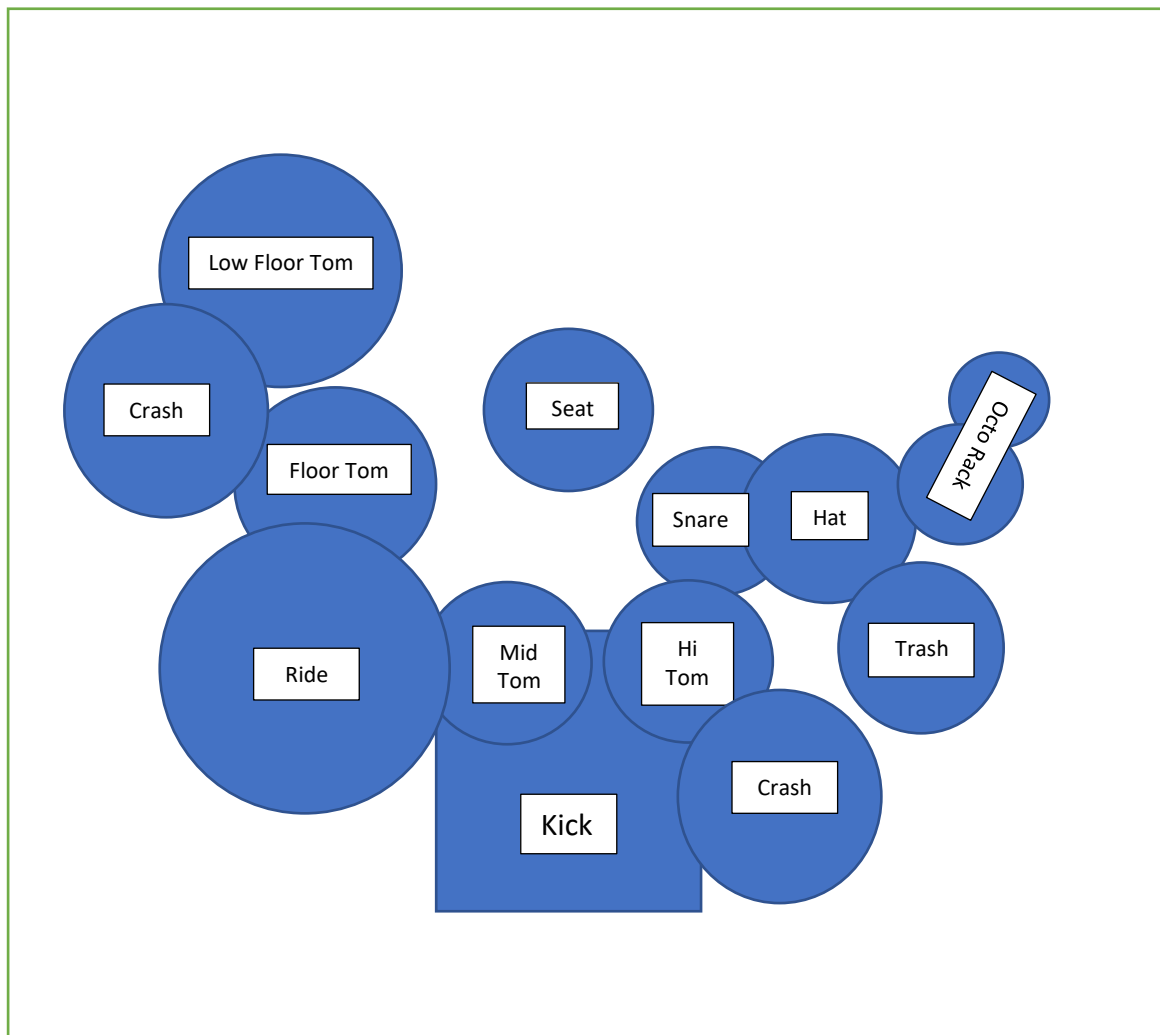
If you need to contact James during the event you can reach him on his mobile 07907123133. If you need to contact James before the event please use this email - jamesharrimansinger@gmail.com

Please be sure to contact us ahead of any gig to finalise rider details.

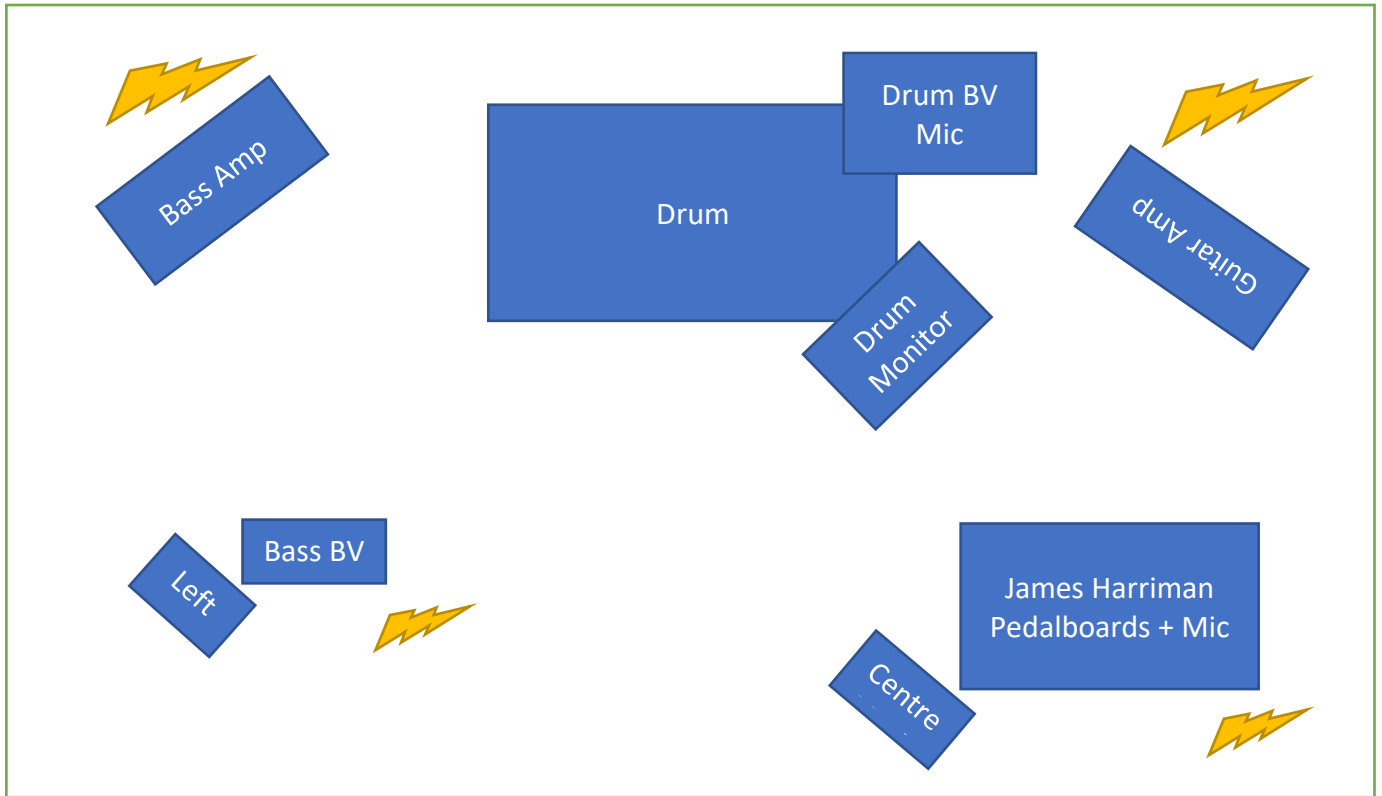
James Harriman Pedalboard Setup




Drum Layout (From Above)



Full Band Basic Stage Plan



 Where Power Will Be Needed